

1

2

3

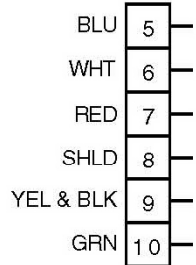
REV

DESCRIPTION

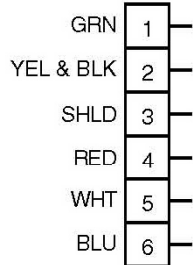
DATE

APPROVED

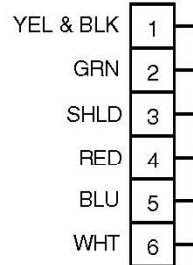
**GLI E33 - TB3**



**GLI E63 - TB1**



**GLI 672E - TB2**

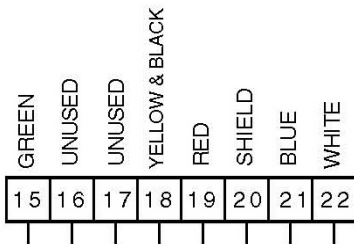


**GLI PRO-E3 - TB2**



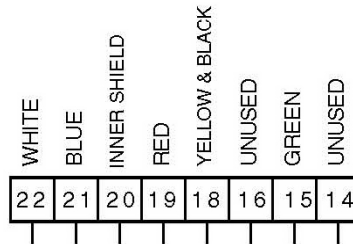
A

A



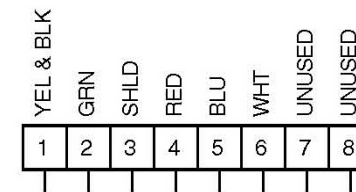
**GLI E53 - TB1**

WITH NO LETTER PREFIX  
IN FRONT OF SERIAL NO.  
FOR CE HOOKUP CONNECT  
OUTER SHIELD TO TB1-11



**GLI E53 - TB1**

WITH LETTER "B" PREFIX  
IN FRONT OF SERIAL NO.  
FOR CE HOOKUP CONNECT  
OUTER SHIELD TO CASE GRD.



**GLI 692E - TB2**

B

B

NOTES:

1. THE CABLE HAS 2 SHIELDS, AN OUTER (CLEAR w/BLK BAND) AND INNER (CLEAR). ALL SHIELD CONNECTIONS SHOWN ARE THE INNER SHIELD. THE OUTER SHIELD IS ONLY USED FOR CE HOOKUPS, AND IT CONNECTS TO EARTH OR CASE GROUND.



*Advanced Sensor Technologies, Inc.*  
Orange, California USA  
Phone: 714-978-2837

**TOLERANCES**

1 Place: ± .1	3 Places: ± .005
2 Places: ± .02	4 Places: ± .0005
Angular: ± 0.25°	

DRAWN BY  
**Thomas Patko**

CHECKED BY  
**Martin Patko**

APPROVED BY  
**Martin Patko**

TITLE

**ASTX-37PP to Great Lakes (GLI) Wiring Details**

SIZE  
**A**

PROJECT

DRAWING NO.

**ASTX-37PP to GLI**

REV  
**E**

SCALE **x1**

SHEET 1 OF 1

1

2

3